


4. Searching the Internet



Think of the Internet as a library where all the books are mixed up. How do you go about finding the information you want?

You can use a *search engine*. A search engine is a website where you can look things up on the Internet. You type one or more keywords and the search engine will list the websites relating to these keywords. *Google*, for example, is a search engine.

Another way of searching the Internet is by using a *directory*. A directory sorts information by arranging it into categories and topics. The *Google Directory* and *Yahoo! Directory* are examples of directories.




In this chapter you will learn how to:

- search with *Google*;
- search with the *Google Directory*;
- download pictures from the Internet;
- download text from the Internet.

4.1 Searching with Google

There are many search engines on the Internet. *Google* is one of the most popular.

 **Open Internet Explorer** 

 **Click the Address bar**



Type:

www.google.com



Press

Enter ↵



Type: monkeys



Press

Enter ↵



Tip

View only websites in the English language

Monkeys is an English word. So you will most likely find English websites.

But sometimes a keyword lists websites in different languages. If you want to see only English websites, you can instruct *Google* to do this for you:



Click [Preferences](#)



- Continue reading on the next page -

Click a check mark by English

Click

Click

Here you see how many websites Google has found:

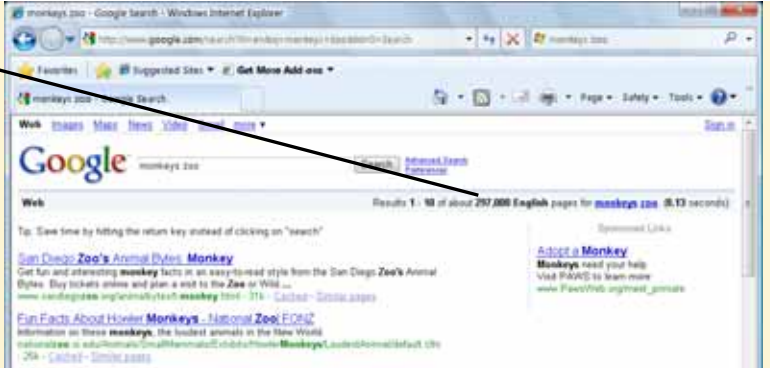
Your computer may have found a slightly different number of websites.

This is a large number of websites. It is better to type an extra keyword.

 **Click next to** monkeys
 **Press the space bar**
 **Type:** zoo
 **Click** 




Now you see a smaller number of websites:
 These websites contain both the keywords *monkeys* and *zoo*.



 **Tip**

Viewing the other websites

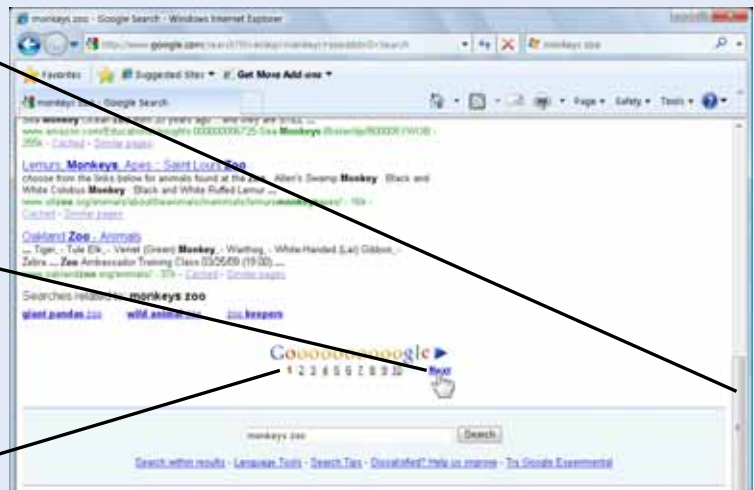
When you do a search, you only see the first ten websites in the search results. But *Google* has found many more websites. To view these websites, you need to:

 **Drag the scroll bar down**

To view the next ten websites:

 **Click** 

You can also click one of the page numbers:

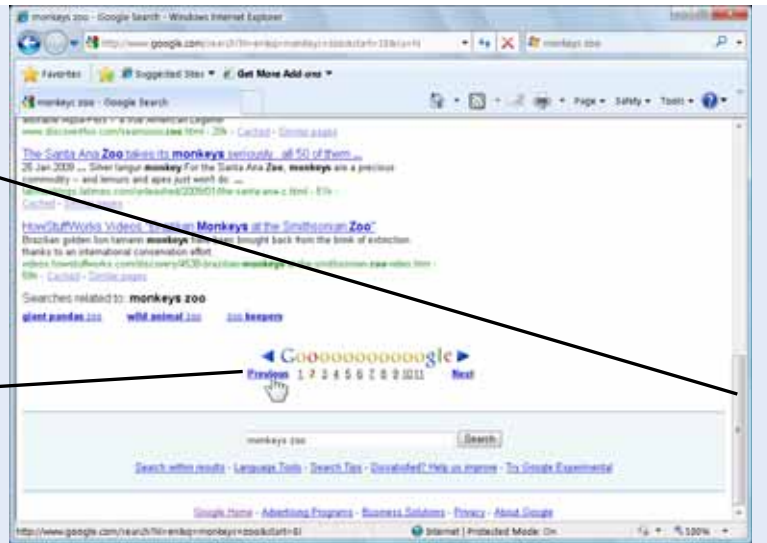


- Continue reading on the next page -



To view the previous ten websites again:

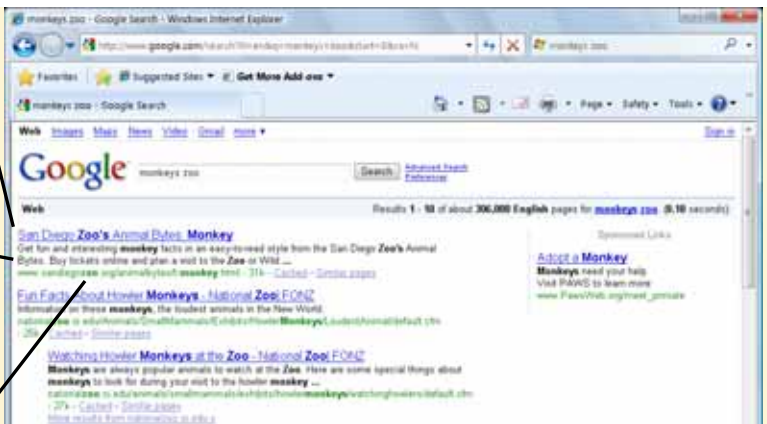
- ☞ Drag the scroll bar down
- ☞ Click [Previous](#)



Here you can see what the website is about:

Here you see a few lines of the content of the website:

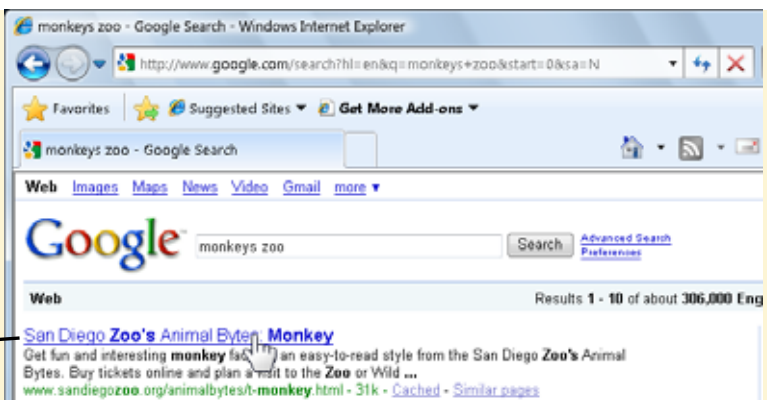
This is the web address of the website:



It is important to read the subject of the website carefully. Also take a look at the web address. If you take a good look at the search results, you will have a better chance of finding what you want.

Have you found a website you want to view?

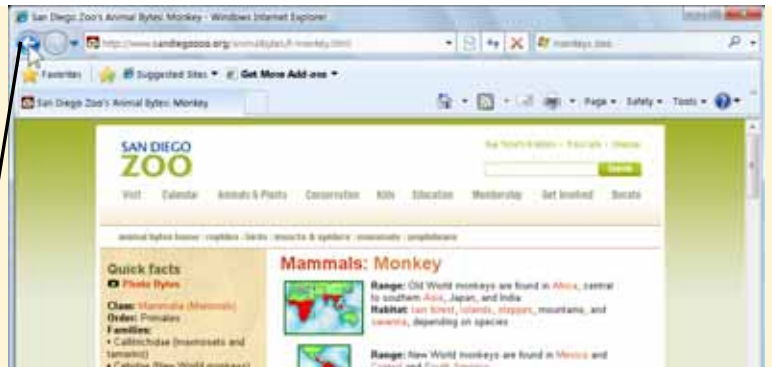
- ☞ Click the blue, underlined text



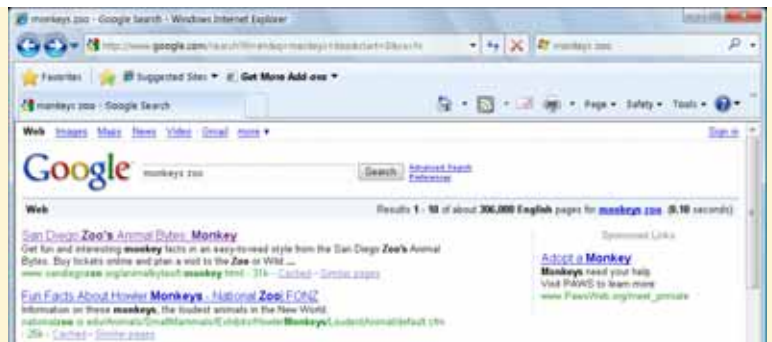
Now you will see the website:

You may have chosen a different website.

To go back to your search results:



Now you can click another website and take a look.



It is sometimes difficult to find the information you really want. You have just searched the Internet by using two keywords. You may get better results by using additional keywords.

4.2 Searching with Google Directory

You can also search the Internet by using a *directory*. A directory lists websites by category or topic.

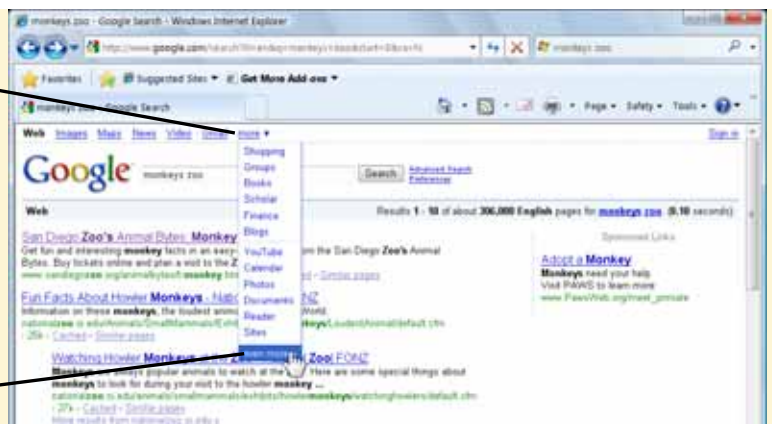
The *Google Directory* is a well-known directory.

On the *Google* toolbar:

Click [more](#) ▼

You will now see a drop-down list:

Click [even more](#) »





Attention!

The pictures in this book may look different from the web pages on your computer. Websites change very often. You might also see different ads and banners, every time you visit a website.

Now you will see the *Google Products* page:

Click [Directory](#)



This is a group:

This is a subgroup:

Sometimes, the subgroups are divided into more subgroups.

Click [Recreation](#)



Click [Outdoors](#)

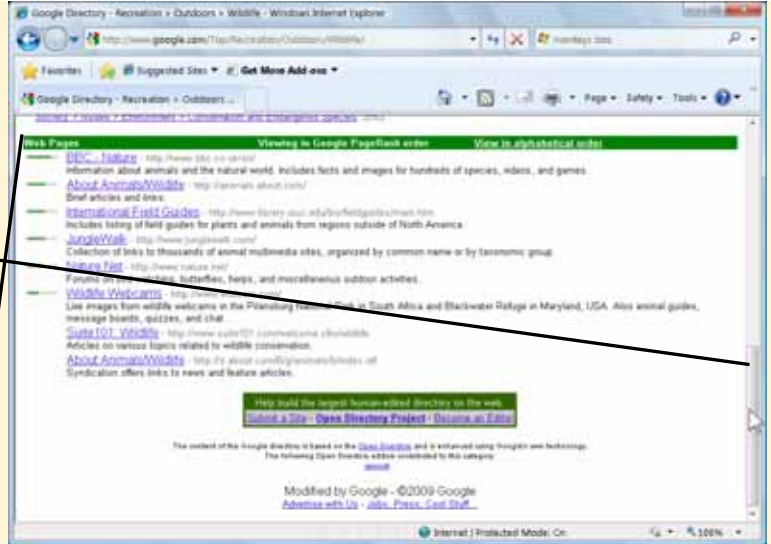




You see that the *Recreation* group has a subgroup called *Outdoors*. The *Outdoors* subgroup has a subgroup called *Wildlife*:

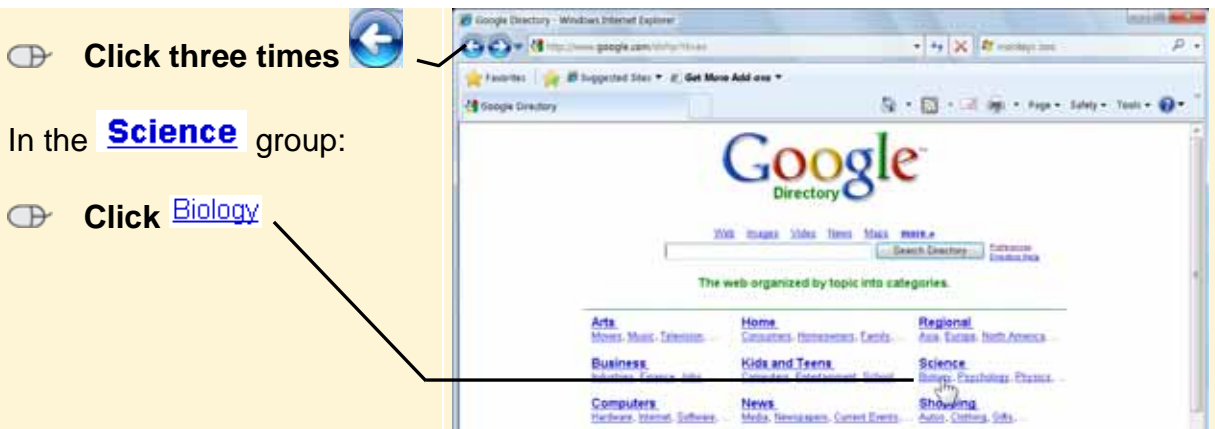
Drag the scroll bar down

You will see the websites belonging to the *Wildlife* subgroup:



You may not have found the group you were looking for on the main page of *Google Directory*. You can also try searching the *Google Directory* by choosing a subgroup and using keywords.

Try now to search the *Google Directory* with the keyword *monkeys*.

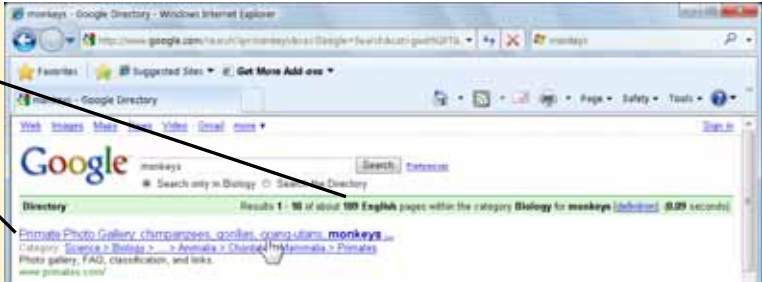





 **Click the Search box**
 **Type:** monkeys
 **Click** 

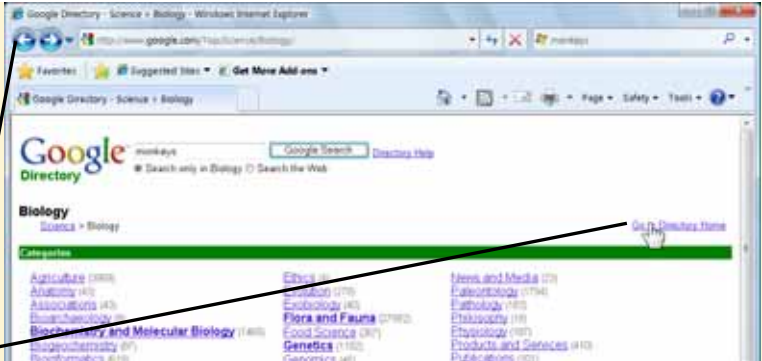
Google will now search for the keyword *monkeys* in the *Biology* subgroup.



Google has found many websites with the keyword *monkeys*:
 **Click the first website**



Now you will see the first page of the website. Visit the website or return to *Google Directory*:
 **Click** 
 **Click** [Go to Directory Home](#)






Tip

Other directories

Google Directory is just one of many directories. You can also try a different directory, for instance the *Yahoo! Directory*.

Click the Address bar

Type: `dir.yahoo.com`

Press 

Now you will see the first page of the *Yahoo! Directory*.

Click one of the topics

